

CLASS - NURSERY
SYLLABUS OF CLASS NURSERY
SESSION - 2023-2024

The Current Curriculum has been prepared according to the rules and regulations laid down by C.B.S.E. Board. The main focus is on the overall development of the child. A Child should be happy fulfilled and excited to learn new things, so that the self-esteem and confidence should also develop as the

Activity :

Love understanding, Support and encouragement make education interesting and adventures for children. The Joyous journey not only develop their intelligenetual capabilities but will also help themto become Successful human being.

Every Saturday will be an Activity Day in order to help the Children develop their self confidence.

It will be compulsory for every student to speak on the Mike. Parents are required to help the child to prepare the given topics for the Mike Activity.

P.S. Activities and Celebratins for the 2023-24 are mentioned along with the syllabus

Assessment Techniques :

There are three Tests on Nursery our progressive assement techniqe has adopted & system to encourage every Child to perform well.

1. Evaluation will be held in the month of September (Test-I) December (Test-II) and March (Test - III)
2. The Child will be assessed on the baiss of the oral lasts in the month of May.
3. If any child is absent in any oral test he/she willbe given average marks on the basis of verified Medical Certificate.
4. The grades of general assessment will be based on the following points
 - a) Neatness of School uniform, books, notebooks and hand writing.
 - b) General behaviour of the child in the class includes discipline, attentiveness in class respect for teachers and elders and care of School properly.

General Instructions :

1. Every Friday will be on Activity Day in order to help the children develop their Self Confidence.
2. Activities and celebration for Session 2023-24 are mentioned along with the Syllabus.
3. It will be compulsory for every student to speak on the mike. Parents are required to help the children to prepare the given topics for the mike activity.
4. Assignment Sheets should be arranged number with for month evaluation in a folder.

5. Please send the Tiffin according to the Menu mentioned in the syllabus and diary to include good health in your child.
6. We will need your help and support at every step to help the child to gain knowledge of concepts spoken and written expression.

List of Book For Nursery : (2023-24)

Subject	Title of the Book	
1. English - Alphabet Book	My First Letters and Words	Kidzia Books
2. English-Work Book	Alphabet Writing Capital	Pathfinder Publishing House
3. English Activity Book	English Activity for Generation Book (A)	Sapphire Publishers
4. G.K.	My Picture Book-A	Kidzia Book
5. Maths Book	Fun with Numbers Reading	Unique Book
6. Maths Work book	Number Train Reading & Writing 1-50	Holly Hooek Education
7. Pattern Work Book	Fun with Patterns - A	Kirti Publication
8. Colour Book	Fun with Colours & Shapes	Kirti Publication
9. Art Book	The Aesthetic Art & Activity-A	Kirti Publication



APRIL-2023						
Sunday	Monday	Tuesday	Wednesday	Thursday	Friday	Saturday
						1
2	3	4 Mahavir Jayanti	5	6	7 Good Friday World Heath Day	8
9	10	11	12	13	14 Baisakhi & Ambedkar Jayanti	15
16	17	18	19	20	21	22 World Earth Day Id-Ul-Fitr
23	24	25	26	27	28	29
30						

ACTIVITY CALENDAR-APRIL-2023

<p style="text-align: center;">Nursery to UKG</p> <ol style="list-style-type: none">1. Welcome Party2. Baisakhi Celebration (Fancy Dress)3. Plantation Drive4. Intra-Class-20 m race	

Periodic Test - I Syllabus
Syllabus of Class Nursery Session (2023-24)
APRIL

ENGLISH	MATHEMATICS										
<p>English Reading : Alphabet 'A' 'B' 'C' 'D' will be introduced with the help of Book, Black Board and flashcards with phonic sounds.</p> <p>Recognition : Alphabet A, B, C, D, from book with phonic sounds</p> <p>English Rhymes :</p> <table style="width: 100%; border: none;"> <tr> <td style="width: 50%; vertical-align: top;"> <p>1. A for Apple, round and sweet Red, red apple, so good to eat</p> <p>3. Tiny moon, tiny star. Why so high ? Why so far ? Come to us, sit and sing You will get a golden ring</p> </td> <td style="width: 50%; vertical-align: top;"> <p>2. Mummy & Daddy I love you, Come to me when I call you Give me a kiss when I ask you, Mummy & Daddy I Love you</p> </td> </tr> </table> <p>English Written :</p> <table style="width: 100%; border: none;"> <tr> <td style="width: 50%;">1. Standing Line </td> <td style="width: 50%;"></td> </tr> <tr> <td>2. Sleeping Line —</td> <td></td> </tr> <tr> <td>3. Slanting Line /</td> <td></td> </tr> <tr> <td>4. Curvers \</td> <td></td> </tr> </table>	<p>1. A for Apple, round and sweet Red, red apple, so good to eat</p> <p>3. Tiny moon, tiny star. Why so high ? Why so far ? Come to us, sit and sing You will get a golden ring</p>	<p>2. Mummy & Daddy I love you, Come to me when I call you Give me a kiss when I ask you, Mummy & Daddy I Love you</p>	1. Standing Line		2. Sleeping Line —		3. Slanting Line /		4. Curvers \		<p>Number Work : Concept of 0 & 1 will be introduced</p> <p>Counting : 1 - 5</p> <p>Recognition : 1-5</p> <p>Maths Written : Standing line Sleeping line — Curves / \ Slanting line / \ Matching Shapes</p> <hr/> <p>Paragraph (Myself) I am a boy/ girl. My name is _____ I am three years old. I study in nursery class The name of my school is Guru Nanak International Public School</p>
<p>1. A for Apple, round and sweet Red, red apple, so good to eat</p> <p>3. Tiny moon, tiny star. Why so high ? Why so far ? Come to us, sit and sing You will get a golden ring</p>	<p>2. Mummy & Daddy I love you, Come to me when I call you Give me a kiss when I ask you, Mummy & Daddy I Love you</p>										
1. Standing Line											
2. Sleeping Line —											
3. Slanting Line /											
4. Curvers \											
HINDI (POEMS)											
<table style="width: 100%; border: none;"> <tr> <td style="width: 33%; vertical-align: top;"> <p>1. पानी बरसा छम-छम-छम छाता लेकर निकले हम पाँव फिसल गया, गिर गए हम नीचे छाता ऊपर हम उड़ गया छाता, रह गए हम पानी बरसा छम-छम-छम!</p> </td> <td style="width: 33%; vertical-align: top;"> <p>2. दो चूहे थे, मोटे-मोटे थे। भाग रहे थे, दौड़ रहे थे। बिल्ली बोली म्याऊँ, मै आऊँ, ना मौसी ना-ना-ना गला काट डालूँगी, मूँछे नोच डालूँगी टाँगे तोड़ डालूँगी, ना मौसी ना-ना-ना!</p> </td> <td style="width: 33%; vertical-align: top;"> <p>3. बंदर बोला खो-खो-खो कुत्ता बोला भौ-भौ-भौ दिल्ली बोली म्याऊ-म्याऊ चूहा मिले तो उसको खाऊ कोयल बोली कुहू-कुहू ऐसा कभी न करना तू।</p> </td> </tr> </table>		<p>1. पानी बरसा छम-छम-छम छाता लेकर निकले हम पाँव फिसल गया, गिर गए हम नीचे छाता ऊपर हम उड़ गया छाता, रह गए हम पानी बरसा छम-छम-छम!</p>	<p>2. दो चूहे थे, मोटे-मोटे थे। भाग रहे थे, दौड़ रहे थे। बिल्ली बोली म्याऊँ, मै आऊँ, ना मौसी ना-ना-ना गला काट डालूँगी, मूँछे नोच डालूँगी टाँगे तोड़ डालूँगी, ना मौसी ना-ना-ना!</p>	<p>3. बंदर बोला खो-खो-खो कुत्ता बोला भौ-भौ-भौ दिल्ली बोली म्याऊ-म्याऊ चूहा मिले तो उसको खाऊ कोयल बोली कुहू-कुहू ऐसा कभी न करना तू।</p>							
<p>1. पानी बरसा छम-छम-छम छाता लेकर निकले हम पाँव फिसल गया, गिर गए हम नीचे छाता ऊपर हम उड़ गया छाता, रह गए हम पानी बरसा छम-छम-छम!</p>	<p>2. दो चूहे थे, मोटे-मोटे थे। भाग रहे थे, दौड़ रहे थे। बिल्ली बोली म्याऊँ, मै आऊँ, ना मौसी ना-ना-ना गला काट डालूँगी, मूँछे नोच डालूँगी टाँगे तोड़ डालूँगी, ना मौसी ना-ना-ना!</p>	<p>3. बंदर बोला खो-खो-खो कुत्ता बोला भौ-भौ-भौ दिल्ली बोली म्याऊ-म्याऊ चूहा मिले तो उसको खाऊ कोयल बोली कुहू-कुहू ऐसा कभी न करना तू।</p>									

<u>GENERAL KNOWLEDGE</u>	<u>CONVERSATION</u>
<p>Parts of Body</p>	<p>Q.1 Who are you ? Ans. I am a boy/girl Q.2 What is your name ? Ans. My Name is _____. Q.3 What is the name of your School ? Ans. The name of my School is Guru Nanak International Public School Q.4 What is the name of your Class Teacher ? Ans. Mrs. _____. Q.5 In Which class do you study ? Ans. I study in Nursery Class.</p>
<p><u>DIVINITY</u></p>	
<p>Mool Mantar</p>	
<u>SHAPE AND COLOUR</u>	<u>ARTS/DRAWING</u>
<p>Shape - Circle </p> <p>Colouring- Red and Green</p>	<p>Draw and Colour - Circle </p> <p>Art - Page No. 3 to 9</p>

MAY-2023						
Sunday	Monday	Tuesday	Wednesday	Thursday	Friday	Saturday
	1 Labour's Day	2	3	4	5 Budha Purnima	6
7	8	9	10	11 World Heath Day	12	13
14 Mother's Day	15	16 International Day of Living together in Peace	17	18	19	20 Armed Force Day
21	22	23	24	25	26	27
28	29	30	31 World-No Tabacco Day			

(Nursery) 7



ACTIVITY CALENDAR-MAY-2023

<p style="text-align: center;">Nursery to UKG</p> <ol style="list-style-type: none">1. Mothers Day Celebration (performances by Mother's)2. Hand imprint activity3. Hurdle race-20 m4. English Calligraphy5. Talent hunt	

Syllabus of Class Nursery (PT-1) Session (2023-24)

MAY

<u>ENGLISH</u>	<u>MATHEMATICS</u>			
<p>English Reading : Alphabet 'E', 'F', 'G' & 'H' will be introduced with the help of Book, Blackboard & flashcards with phonic sound.</p> <p>Recognition : Alphabet E, F, G & H</p> <p>English Oral :</p> <p>English Rhymes :</p> <table><tbody><tr><td>1. Four little monkeys Jumping on the bed One fell down and broke his head Mumma call the doctor The doctor said, No more monkeys, Jumping on the bed</td><td>2. God bless Mummy God bless Daddy Help me always To make them happy</td></tr></tbody></table> <p>English Written :</p> <ol style="list-style-type: none">1. Pattern Writing - L, T, H, E, F2. Match Picture with Alphabets3. Dictation4. Fill ups	1. Four little monkeys Jumping on the bed One fell down and broke his head Mumma call the doctor The doctor said, No more monkeys, Jumping on the bed	2. God bless Mummy God bless Daddy Help me always To make them happy	<p>Counting : 1 - 20</p> <p>Recognition : 1 - 20</p> <p>Written : 1. Matching Shapes 2. Writing Pattern 1, 7, 4, 5 3. Count and Match 4. Match with Correct Number 5. Dictation</p>	
1. Four little monkeys Jumping on the bed One fell down and broke his head Mumma call the doctor The doctor said, No more monkeys, Jumping on the bed	2. God bless Mummy God bless Daddy Help me always To make them happy			
<u>HINDI (POEMS)</u>	<u>HINDI (STORY)</u>			
<table><tbody><tr><td>1. छोटी सी मून्नी, लाल गुलाबी चून्नी तिले वाला सूट, छोटे छोटे बूट नर्सरी में पढ़ती हूँ। सबको टा-टा करती हूँ!</td><td>2. चिड़िया रानी बड़ी सयानी चूगती दाना, पीती पानी। मेरे घर, आँगन में आती, चूँ-चूँ-चूँ-चूँ गीत सुनती।</td><td>3. सूरज भैया, सूरज भैया, क्या मम्मी ने डाँटा है! गाल तुमहारे लाल हो गए, लगता खाया चाँटा है।</td></tr></tbody></table>	1. छोटी सी मून्नी, लाल गुलाबी चून्नी तिले वाला सूट, छोटे छोटे बूट नर्सरी में पढ़ती हूँ। सबको टा-टा करती हूँ!	2. चिड़िया रानी बड़ी सयानी चूगती दाना, पीती पानी। मेरे घर, आँगन में आती, चूँ-चूँ-चूँ-चूँ गीत सुनती।	3. सूरज भैया, सूरज भैया, क्या मम्मी ने डाँटा है! गाल तुमहारे लाल हो गए, लगता खाया चाँटा है।	<p>भूखी लोमड़ी</p> <p>एक लोमड़ी भूखी प्यासी चली ढूँढने खाना। उसने देखा लटक रहे थे बड़े-बड़े अंगूर उछल उछल कर लगी पकड़ने हो गई थक कर चूर। जाते-जाते वह बोली कितने खट्टे अंगूर।</p>
1. छोटी सी मून्नी, लाल गुलाबी चून्नी तिले वाला सूट, छोटे छोटे बूट नर्सरी में पढ़ती हूँ। सबको टा-टा करती हूँ!	2. चिड़िया रानी बड़ी सयानी चूगती दाना, पीती पानी। मेरे घर, आँगन में आती, चूँ-चूँ-चूँ-चूँ गीत सुनती।	3. सूरज भैया, सूरज भैया, क्या मम्मी ने डाँटा है! गाल तुमहारे लाल हो गए, लगता खाया चाँटा है।		

<u>GENERAL KNOWLEDGE</u>	<u>CONVERSATION</u>
1. Healthy Food 2. Frutis	Q1. Whom do you love ? Ans. Parents, Teacher and Friends. Q2. Who looks after you? Ans. My Parents Q3. Who cooks food for you ? Ans. My mother Q4. Who earns money for the family ? Ans. My father
<u>DIVINITY</u>	
Mool Mantar	
<u>SHAPES AND COLOURS</u>	<u>ARTS AND DRAWING</u>
Shape - Square  Colour - Yellow and Blue	Draw and Colour - Lollipop  Art - 10 to 16

JUNE-2023						
Sunday	Monday	Tuesday	Wednesday	Thursday	Friday	Saturday
				1	2	3
4	5 World Environment Day	6	7	8	9	10
11	12 World Day Against Child Labour	13	14 World Blood Donor Day	15	16	17
18 Father's Day	19	20	21	22	23	24
25	26 International Day Against Drug Abuse	27	28	29	30	

ACTIVITY CALENDAR-JUNE-2023

Nursery to UKG Yog Day Celebration (Whole School)	

JULY-2023						
Sunday	Monday	Tuesday	Wednesday	Thursday	Friday	Saturday
						1
2	3	4	5	6	7	8
9	10	11 World Population Day	12	13	14	15
16	17	18	19	20	21 International Day of Yoga	22
23	24	25	26	27	28	29 Muharram
30 World Day Against traffic in persons						

ACTIVITY CALENDAR-JULY, 2023

<p style="text-align: center;">Nursery to UKG</p> <ol style="list-style-type: none">1. Visit to Botanical Garden2. Kargil Diwas Celebration3. Athletic Tournament	




AUGUST-2023						
Sunday	Monday	Tuesday	Wednesday	Thursday	Friday	Saturday
		1	2	3	4	5
6	7	8	9	10	11	12
13	14	15 Independence Day	16	17	18	19 World Humanitarian Day
20	21	22	23	24	25	26
27	28	29	30 Raksha Bandhan	31		

ACTIVITY CALENDAR-AUGUST, 2023

<p style="text-align: center;">Nursery to UKG</p> <ol style="list-style-type: none">1. Independence Day Celebration2. Teej Celebration3. Dance/Role play4. Pranayam	

Syllabus of Class Nursery (PT-1) Session (2023-24)
JULY & AUGUST

<u>ENGLISH</u>	<u>MATHEMATICS</u>				
<p>English Reading : Alphabet I, J, K, L will be introduced with the help of Book, Black-board with phonic sound.</p> <p>Recognition : Alphabet I, J, K L</p> <p>English Oral :</p> <p>English Rhymes :</p> <table style="width: 100%; border: none;"> <tr> <td style="width: 50%; vertical-align: top;"> <p>1. Run away coffee run away tea Milk and Coco, come to me I will drink you and be strong Then to School march along</p> </td> <td style="width: 50%; vertical-align: top;"> <p>2. See-saw, up and down which is the way to London town. One foot up and other foot down That Is the way to London town.</p> </td> </tr> </table> <p>Written :</p> <ol style="list-style-type: none"> 1. Alphabet Writing (with Phonic Sounds) 2. Fill the missing alphabets 3. Circle the same alphabets 4. Dictation 5. Match with correct picture 	<p>1. Run away coffee run away tea Milk and Coco, come to me I will drink you and be strong Then to School march along</p>	<p>2. See-saw, up and down which is the way to London town. One foot up and other foot down That Is the way to London town.</p>	<table style="width: 100%; border: none;"> <tr> <td style="width: 50%; vertical-align: top;"> <p>Counting : 1 - 30</p> <p>Recognition : 1 - 30</p> <p>Written : Pattern Writing : Dictation : Count & Match : Count & Write : Circle the Same : Number : Fill ups</p> </td> <td style="width: 50%; vertical-align: top;"> <p style="text-align: center;">Story (Fox and the Grapes)</p> <p>Once there was a fox. He was very hungry. He saw bunch of grapes hanging from a vine. He wanted the grapes so he jumped again and again. But he could not get the grapes. He said the grapes are sour and walked away.</p> </td> </tr> </table>	<p>Counting : 1 - 30</p> <p>Recognition : 1 - 30</p> <p>Written : Pattern Writing : Dictation : Count & Match : Count & Write : Circle the Same : Number : Fill ups</p>	<p style="text-align: center;">Story (Fox and the Grapes)</p> <p>Once there was a fox. He was very hungry. He saw bunch of grapes hanging from a vine. He wanted the grapes so he jumped again and again. But he could not get the grapes. He said the grapes are sour and walked away.</p>
<p>1. Run away coffee run away tea Milk and Coco, come to me I will drink you and be strong Then to School march along</p>	<p>2. See-saw, up and down which is the way to London town. One foot up and other foot down That Is the way to London town.</p>				
<p>Counting : 1 - 30</p> <p>Recognition : 1 - 30</p> <p>Written : Pattern Writing : Dictation : Count & Match : Count & Write : Circle the Same : Number : Fill ups</p>	<p style="text-align: center;">Story (Fox and the Grapes)</p> <p>Once there was a fox. He was very hungry. He saw bunch of grapes hanging from a vine. He wanted the grapes so he jumped again and again. But he could not get the grapes. He said the grapes are sour and walked away.</p>				
<u>HINDI (POEMS)</u>					
<table style="width: 100%; border: none;"> <tr> <td style="width: 25%; vertical-align: top;"> <p>1. रेलगाड़ी चलती छुक-छुक-छुक सिगनल कहता रुक-रुक-रुक। पतली सी पटरी पर चलती, तेज भागती नहीं फिसलती। जैसे ही होती सिगनल पार पकड़ लेती तेज रफतार!</p> </td> <td style="width: 25%; vertical-align: top;"> <p>2. लाल पीली मोटर, मैं उसका ड्राइवर, गाड़ी, चलाऊँगा, धूमने जाऊँगा। हार्न बजाऊँगा, पी-पी-पी-पी।</p> </td> <td style="width: 25%; vertical-align: top;"> <p>3. तितली उड़ी, बस पर चड़ी, सीट न मिली, रोने लगी ड्राइवर ने कहा, आजा मेरे पास! तितली बोली, मैं उड़ी आकाश!</p> </td> <td style="width: 25%; vertical-align: top;"> <p>4. बन्दर जी के मामा आए केला, आम, जलेबी लाय बन्दर जी फूले न समाए झूम झूम के नाच दिखाए।</p> </td> </tr> </table>		<p>1. रेलगाड़ी चलती छुक-छुक-छुक सिगनल कहता रुक-रुक-रुक। पतली सी पटरी पर चलती, तेज भागती नहीं फिसलती। जैसे ही होती सिगनल पार पकड़ लेती तेज रफतार!</p>	<p>2. लाल पीली मोटर, मैं उसका ड्राइवर, गाड़ी, चलाऊँगा, धूमने जाऊँगा। हार्न बजाऊँगा, पी-पी-पी-पी।</p>	<p>3. तितली उड़ी, बस पर चड़ी, सीट न मिली, रोने लगी ड्राइवर ने कहा, आजा मेरे पास! तितली बोली, मैं उड़ी आकाश!</p>	<p>4. बन्दर जी के मामा आए केला, आम, जलेबी लाय बन्दर जी फूले न समाए झूम झूम के नाच दिखाए।</p>
<p>1. रेलगाड़ी चलती छुक-छुक-छुक सिगनल कहता रुक-रुक-रुक। पतली सी पटरी पर चलती, तेज भागती नहीं फिसलती। जैसे ही होती सिगनल पार पकड़ लेती तेज रफतार!</p>	<p>2. लाल पीली मोटर, मैं उसका ड्राइवर, गाड़ी, चलाऊँगा, धूमने जाऊँगा। हार्न बजाऊँगा, पी-पी-पी-पी।</p>	<p>3. तितली उड़ी, बस पर चड़ी, सीट न मिली, रोने लगी ड्राइवर ने कहा, आजा मेरे पास! तितली बोली, मैं उड़ी आकाश!</p>	<p>4. बन्दर जी के मामा आए केला, आम, जलेबी लाय बन्दर जी फूले न समाए झूम झूम के नाच दिखाए।</p>		

<u>GENERAL KNOWLEDGE</u>	<u>CONVERSATION</u>
1. Vegetables 2. Flower 3. Domestic Animals August 1. Wild Animals 2. Water Animals 3. Birds Make a decorative on Summer Fruit & Vegetable, Water Animals and Wild Animals on A3 Sheet.	Q1. How many hands do you have ? Ans. Two hands. Q2. How many fingers do you have ? Ans. Eight fingers and two thumbs. Q3. How do you hear ? Ans. I hear with ears Q4. How do you see ? Ans. I see with my eyes. Q5. How do you smell ? Ans. I smell with nose. Q6. How do you taste ? Ans. I taste with my tongue. August
<u>DIVINITY</u>	Q1. What is the name of your School ? Ans. The name of my School is Guru Nanak International Public School. Q2. Where is your School situated ? Ans. It is in B.R.S. Nagar Q3. What is the colour of your School Uniform ? Ans. Blue & White Q4. What is the name of our Director ? Ans. Mrs. Kuldeep Kohli Q5. What is the name of our Principal ? Ans. Mrs. Kamalvir Kaur Q6. What is the name of our Head Mistress ? Ans. Mr. Kiran Sharma
<u>SHAPES AND COLOURS</u>	<u>ARTS/DRAWING</u>
Shape - Triangle  Rectangle  Colour - Orange, Pink	Draw and Colour Smiley -  Page No. 17 - 25

SEPTEMBER-2023						
Sunday	Monday	Tuesday	Wednesday	Thursday	Friday	Saturday
					1	2
3	4	5 Teacher's Day	6	7	8 International Literacy Day	9
10	11	12	13	14	15	16 International Day for the Preservation of the Ozone Layer
17	18	19	20	21	22	23
24	25	26	27	28	29	30

ACTIVITY CALENDAR-SEPTEMBER, 2023

<p>Nursery to UKG</p> <p>1. Relay Race</p>	

Syllabus of Class Nursery Session (2023-24)
SEPTEMBER

<u>ENGLISH</u>	<u>MATHEMATICS</u>
<p><u>English Reading :</u> Revision of April & August month</p> <p><u>English Written :</u> Revision of April to August month</p>	<p><u>Maths Oral:</u> Revision of April to August month</p> <p><u>Maths Written:</u> Revision of April to August month</p>
<u>G.K.</u>	<u>DIVINITY</u>
Revision of July & August month	Revision for September Test
<u>CONVERSATION</u>	
<p><u>English Reading:</u> Revision of April & August month Question/Answer</p> <p><u>English Written:</u> Revision of April to August month</p>	

<u>(RECITATION) ENGLISH AND HINDI POEMS</u>	<u>STORY AND PARAGRAPH</u>
Revision of July & August month rhymes	Revision of July & August month
<u>SHAPES AND COLOURS</u>	
Revision of July & August month	
	<u>ARTS</u>
	Revision of July & August month



OCTOBER-2023						
Sunday	Monday	Tuesday	Wednesday	Thursday	Friday	Saturday
1 International Day for Eldery persons	2 Gandhi Jayanti	3 World Animal Welfare Day	4	5	6	7
8	9 9 th -15 th Nutrition Week	10	11 International Day of the Girl Child	12 World Heath Day	13	14
15	16	17	18	19	20	21
22	23	24 Dussehra	25	26	27	28 Maharishi Valmiki Jayanti
29	30	31	31			

ACTIVITY CALENDAR-OCTOBER, 2023

<p style="text-align: center;">Nursery to UKG</p> <ol style="list-style-type: none">1. Fireless Cooking2. Long Jump	

Periodic Test - II Syllabus
Syllabus of Class Nursery Session (2023-24)
OCTOBER

<u>ENGLISH</u>	<u>MATHEMATICS</u>		
<p>English Reading : Alphabet M, N, O, P will be introduced with the help of Blackboard Book with phonic sound.</p> <p>Recognition :Alphabet "A - P"</p> <p>English Oral :</p> <p>Rhymes :</p> <table style="width: 100%; border: none;"> <tr> <td style="width: 50%; vertical-align: top;"> 1. Two little Dicky birds Sitting on a wall One name Peter, One name Paul Fly away Peter, Fly away Paul Come back Peter Come back Paul </td> <td style="width: 50%; vertical-align: top;"> 2. Polly, put the kettle on Kettle on, Kettle on Polly put the kettle on Lets all have tea & fun </td> </tr> </table> <p>English Written:</p> <ol style="list-style-type: none"> 1. Pattern Writing 2. Fill the missing Alphabet 3. Dictation with phonic sounds 4. Circle the same alphabet 5. Match with correct picture 	1. Two little Dicky birds Sitting on a wall One name Peter, One name Paul Fly away Peter, Fly away Paul Come back Peter Come back Paul	2. Polly, put the kettle on Kettle on, Kettle on Polly put the kettle on Lets all have tea & fun	<p>Counting : 1 - 30</p> <p>Recognition : 1 - 30</p> <p>Written : Serial writing 1 - 10</p> <p>: Fill ups</p> <p>: Count & Match</p> <p>: Dictation</p> <p>: Count & Write</p> <p>: Circle the same number</p>
1. Two little Dicky birds Sitting on a wall One name Peter, One name Paul Fly away Peter, Fly away Paul Come back Peter Come back Paul	2. Polly, put the kettle on Kettle on, Kettle on Polly put the kettle on Lets all have tea & fun		
<u>HINDI (POEMS)</u>	<u>HINDI (STORY)</u>		
<ol style="list-style-type: none"> 1. आलू बोला मुझको खालो मैं तुम्हें मोटा कर दूंगा टींडा बोला मुझको खालो मैं तुम्हे ताकत दूंगा गाजर, भिन्डी, बैगन बोले, गोभी, मटर, टमाटर बोले अगर हमे भी खाओगे तो जल्दी बड़े हो जाओगे 2. आलू कचालू बेटा कहां गये थे। बैगन की टोकरी में सो रहे थे। बैगन ने लात मारी रो रहे थे। मम्मी ने प्यार किया, हंस रहे थे। पापा ने पैसे दिए नाच रहे थे। भैया ने लड्डू दिया, खा रहे थे। 	<p style="text-align: center;">cnj ekek</p> <p>एक डाल पर बैठा बंदर, भीग रहा था पानी के अन्दर थर-थर-थर कांप रहा था, कहा छुपुं यह झांक रहा था चिड़िया बोली बन्दर मामा कहां तुमने क्यों नहीं माना। अब बारिश में भीग रहे हो, आँची आँची छींक रहे हो। सुन मामा को गुस्सा आया, चिड़िया का घर तोड़ गिराया चूँ चूँ चूँ चूँ चिड़िया आई, बैठ डाल पर वो रात भर रोई</p> <p style="text-align: right;">धन्यवाद</p>		

<u>GENERAL KNOWLEDGE</u>	<u>CONVERSATION</u>
1. Flower Around Us 2. Insects 3. Replites	Q1. Which fruit do you like the most ? Ans. Mango Q.2 Which Vegetable do you like the most ? Ans. Potato Q.3 Which fruit is called the king of the fruits ? Ans. Mango Q.4 Name Some Healthy Food ? Ans. Fruits, Vegetables, Pulses & Cereals Q.5 Name some summers fruit. Ans. Mangle, Melon, Watermelon. Q.6 What we eat in summers. Ans. Ice Cream
<u>DIVINITY</u>	
1. Mool Mantar 2. Name of the First Guru. 3. Name of the Tenth Guru. 4. Name of the Present Guru. Ans. Shri Guru Granth Sahib Ji	
<u>SHAPES AND COLOURS</u>	<u>ARTS/DRAWING</u>
Shape : Semi Circle Colours - Brown 	Draw and Colour Joker Sun Art - Page No. 26 to 32 

NOVEMBER-2023						
Sunday	Monday	Tuesday	Wednesday	Thursday	Friday	Saturday
			1	2	3	4
5	6	7	8	9	10	11
12 Diwali	13	14 Children's Day	15	16 World Day of Remembrance for Road Traffic victims	17	18
19	20	21	22	23	24 Guru Teg Bahadur Martyrdom Day	25
26	27 Guru Nanak Jayanti	28	29	30		

(Nursery) 27

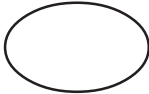


ACTIVITY CALENDAR-NOVEMBER, 2023

<p>Nursery to UKG</p> <ol style="list-style-type: none">1. Diwali Celbration2. Children's Day Celebration3. Gurpurab Celebration	

Syllabus of Class Nursery Session (2023-24)

NOVEMBER

<u>ENGLISH</u>	<u>MATHEMATICS</u>				
<p>English Reading : Alphabet Q, R, S, T will be introduced with the help of Book, Blackboard with phonic sounds.</p> <p>Recognition : Alphabet Q, R, S, T</p> <p>English Oral : A - Z</p> <p>Rhymes :</p> <table style="width: 100%; border: none;"> <tr> <td style="width: 50%; vertical-align: top;"> <p>1. Butterfly, Butterfly From where do you come I know not, I ask not I never had a home</p> <p>3. Engine Engine number nine sliding down Chicago line When she's polished she will shine Engine Engine number nine</p> </td> <td style="width: 50%; vertical-align: top;"> <p>3. Roses are Red Violets are Blue Sugar is sweet And so are you.</p> <p>4. This is my father, nice and kind This my mother, gentle mind This my sister, playing with doll This is my brother, sit to grow tall This is my family, I love them all</p> </td> </tr> </table>	<p>1. Butterfly, Butterfly From where do you come I know not, I ask not I never had a home</p> <p>3. Engine Engine number nine sliding down Chicago line When she's polished she will shine Engine Engine number nine</p>	<p>3. Roses are Red Violets are Blue Sugar is sweet And so are you.</p> <p>4. This is my father, nice and kind This my mother, gentle mind This my sister, playing with doll This is my brother, sit to grow tall This is my family, I love them all</p>	<p>Counting : 1 - 40</p> <p>Recognition : 1 - 40</p> <p>Written : Dictation : Serial writing : Count & Circle : Count & Match : Fill ups : Circle the same number</p> <p>English Written:</p> <ol style="list-style-type: none"> 1. Pattern Writing 2. Fill ups 3. Dictation 4. Circle the same alphabet 5. Circle the correct alphabet 6. Write the first alphabet of the picture 		
<p>1. Butterfly, Butterfly From where do you come I know not, I ask not I never had a home</p> <p>3. Engine Engine number nine sliding down Chicago line When she's polished she will shine Engine Engine number nine</p>	<p>3. Roses are Red Violets are Blue Sugar is sweet And so are you.</p> <p>4. This is my father, nice and kind This my mother, gentle mind This my sister, playing with doll This is my brother, sit to grow tall This is my family, I love them all</p>				
<u>HINDI (POEMS)</u>					
<table style="width: 100%; border: none;"> <tr> <td style="width: 33%; vertical-align: top;"> <p>1. चुन्नु, मुन्नु दो थे भाई रसगुल्ले पे हो गई लड़ाई चुन्नु बोला मैं खाऊँगा मुन्नु बोला मैं खाऊँगा झगड़ा सुन के मम्मी आई दोनों को एक-एक चपत लगाई</p> </td> <td style="width: 33%; vertical-align: top;"> <p>आधा तुम लो चुन्नु बेटा आधा तुम लो मुन्नु बेटा ऐसा झगड़ा कभी न करना दोनों भाई प्यार से रहना।</p> </td> <td style="width: 33%; vertical-align: top;"> <p>2. ठीक समय पर खाना खाओ जल्दी क्या है, धीरे खाओ चबा चबा कर खाना खाओ सेहत अपनी खूब बनाओ।</p> </td> <td style="width: 33%; vertical-align: top;"> <p>3. लाल बत्ती कहती थम, चलते-चलते रुकते हम। पीली बत्ती कहती होशियार, चलने को हो जाओ तैयार, हरी बताए चलते जाओ, आगे, आगे बढ़ते जाओ।</p> </td> </tr> </table>		<p>1. चुन्नु, मुन्नु दो थे भाई रसगुल्ले पे हो गई लड़ाई चुन्नु बोला मैं खाऊँगा मुन्नु बोला मैं खाऊँगा झगड़ा सुन के मम्मी आई दोनों को एक-एक चपत लगाई</p>	<p>आधा तुम लो चुन्नु बेटा आधा तुम लो मुन्नु बेटा ऐसा झगड़ा कभी न करना दोनों भाई प्यार से रहना।</p>	<p>2. ठीक समय पर खाना खाओ जल्दी क्या है, धीरे खाओ चबा चबा कर खाना खाओ सेहत अपनी खूब बनाओ।</p>	<p>3. लाल बत्ती कहती थम, चलते-चलते रुकते हम। पीली बत्ती कहती होशियार, चलने को हो जाओ तैयार, हरी बताए चलते जाओ, आगे, आगे बढ़ते जाओ।</p>
<p>1. चुन्नु, मुन्नु दो थे भाई रसगुल्ले पे हो गई लड़ाई चुन्नु बोला मैं खाऊँगा मुन्नु बोला मैं खाऊँगा झगड़ा सुन के मम्मी आई दोनों को एक-एक चपत लगाई</p>	<p>आधा तुम लो चुन्नु बेटा आधा तुम लो मुन्नु बेटा ऐसा झगड़ा कभी न करना दोनों भाई प्यार से रहना।</p>	<p>2. ठीक समय पर खाना खाओ जल्दी क्या है, धीरे खाओ चबा चबा कर खाना खाओ सेहत अपनी खूब बनाओ।</p>	<p>3. लाल बत्ती कहती थम, चलते-चलते रुकते हम। पीली बत्ती कहती होशियार, चलने को हो जाओ तैयार, हरी बताए चलते जाओ, आगे, आगे बढ़ते जाओ।</p>		

<u>GENERAL KNOWLEDGE</u>	<u>CONVERSATION</u>
1. Vehicles 2. Places to Visit 3. Trees around us	Q1. Where do the birds fly ? Ans. In the sky. Q2. What does a Parrot eat ? Ans. Chillies Q3. Which is our National bird ? Ans. Peacock Q4. Which is our National animal ? Ans. Tiger Q5. What does a Duck says ? Ans. Quack-Quack Q6. Where does a Crow says ? Ans. Caw-Caw
<u>DIVINITY</u>	
1. Mool Mantar 2. Name of the First Guru. 3. Name of the Tenth and Present Guru.	
<u>SHAPES AND COLOURS</u>	<u>ARTS/DRAWING</u>
Shapes Oval Colour - Orange 	Draw and Colour Ladder  Candle 

DECEMBER-2023						
Sunday	Monday	Tuesday	Wednesday	Thursday	Friday	Saturday
					1	2
3	4	5	6	7 World AIDS Day	8	9
10	11	12 World Population Day	13	14	15	16
17	18	19	20	21	22	23 National Chonsumer'sDay
24	25 Christmas	26	27	28	19	30
31						

ACTIVITY CALENDAR-DECEMBER, 2023

<p>Nursery to UKG</p> <ol style="list-style-type: none">1. Athletic Meet2. Safar-e-Shahadat Week	

Syllabus of Class Nursery Session (2023-24)
DECEMBER

<u>ENGLISH</u>	<u>MATHEMATICS</u>
<u>English Oral and Reading</u> Revision of Syllabus for December Test	<u>Maths Oral and Reading</u> Revision of Syllabus for December Test
	<u>DIVINITY</u> Revision of Syllabus for December Test
<u>G.K.</u>	<u>CONVERSATION</u>
Revision of Syllabus for December Test	Revision of Syllabus for December Test

<u>RHYMES AND POEMS</u>	<u>ARTS</u>
Revision of Syllabus for December Test	Revision of Syllabus for December Test
<u>SHAPES AND COLOURS</u>	
Revision of Syllabus for December Test	
<u>ESSAY AND STORY</u>	
Revision of Syllabus for December Test	



JANUARY-2024						
Sunday	Monday	Tuesday	Wednesday	Thursday	Friday	Saturday
	1	2	3	4	5	6
7	8	9	10	11	12	13
14 Maghi	15	16	17	18	19	20
21	22	23	24	25	26 Republic Day	27
28	29	30	31			

ACTIVITY CALENDAR-JANUARY, 2024

<p style="text-align: center;">Nursery to UKG</p> <ol style="list-style-type: none">1. Lohri Celebration2. Republic Day Celebration3. Mind influencer activity4. Fancy Dress	

Periodic Test - III Syllabus
Syllabus of Class Nursery Session (2023-24)
JANUARY

<u>ENGLISH</u>	<u>MATHEMATICS</u>		
<p>English Reading : Alphabet 'U', 'V', 'W', 'X' 'Y' 'Z' will be introduced with the help of Book, Blackboard with Phonic Sounds.</p> <p>Recognition :Alphabet U, V, W, X, Y & Z and Recognition with Sounds A-Z</p> <p>Rhymes :</p> <table style="width: 100%; border: none;"> <tr> <td style="width: 50%; vertical-align: top;"> <p>1. A Ring-a ring O roses A pocket full of poses A haisha A haisha We all fall down</p> <p>2. Row-Row-Row your boat Gently down the stream Merily-merily-merily-merily Life is but dream.</p> </td> <td style="width: 50%; vertical-align: top;"> <p>3. Ten little fingers, Ten little toes Two little ears, one little nose Two little eyes, that shine so bright One little mouth to kiss mummy 'Good Night'.</p> <p>English Written:</p> <p>1. Pattern Writing 2. Dictation 3. Circle the same alphabets 4. Circle the correct alphabets 5. Write the first alphabet of the picture 6. Fill ups</p> </td> </tr> </table>	<p>1. A Ring-a ring O roses A pocket full of poses A haisha A haisha We all fall down</p> <p>2. Row-Row-Row your boat Gently down the stream Merily-merily-merily-merily Life is but dream.</p>	<p>3. Ten little fingers, Ten little toes Two little ears, one little nose Two little eyes, that shine so bright One little mouth to kiss mummy 'Good Night'.</p> <p>English Written:</p> <p>1. Pattern Writing 2. Dictation 3. Circle the same alphabets 4. Circle the correct alphabets 5. Write the first alphabet of the picture 6. Fill ups</p>	<p>Counting : 1 - 50</p> <p>Recognition : 1 - 50</p> <p>Written : Serial Counting : Count and Write : Count and Match : Fill ups : Dictation : Circle the same alphabet</p>
<p>1. A Ring-a ring O roses A pocket full of poses A haisha A haisha We all fall down</p> <p>2. Row-Row-Row your boat Gently down the stream Merily-merily-merily-merily Life is but dream.</p>	<p>3. Ten little fingers, Ten little toes Two little ears, one little nose Two little eyes, that shine so bright One little mouth to kiss mummy 'Good Night'.</p> <p>English Written:</p> <p>1. Pattern Writing 2. Dictation 3. Circle the same alphabets 4. Circle the correct alphabets 5. Write the first alphabet of the picture 6. Fill ups</p>		
<u>HINDI (POEMS)</u>	<u>STORY (POEMS)</u>		
<table style="width: 100%; border: none;"> <tr> <td style="width: 50%; vertical-align: top;"> <p>1. टन-टन करता टेलीफोन हैलो बोल रहा है कौन ये तो पापा की आवाज़ पापा हम तुमसे नाराज़, शाम को जल्दी घर आना, टाफी, बिस्कुट और केले लाना।</p> </td> <td style="width: 50%; vertical-align: top;"> <p>2. पापा मुझे ला दो बंदूक सीमा पर मैं जाऊँगा। दूश्मन हो जो मेरे देश का, उसको मार गिराऊँगा।</p> </td> </tr> </table>	<p>1. टन-टन करता टेलीफोन हैलो बोल रहा है कौन ये तो पापा की आवाज़ पापा हम तुमसे नाराज़, शाम को जल्दी घर आना, टाफी, बिस्कुट और केले लाना।</p>	<p>2. पापा मुझे ला दो बंदूक सीमा पर मैं जाऊँगा। दूश्मन हो जो मेरे देश का, उसको मार गिराऊँगा।</p>	<p style="text-align: center;">प्यासा कौआ</p> <p>एक कौआ प्यासा था घड़े में पानी थोड़ा था कौआ लाया कंकर, डाले घड़े के अन्दर पानी आया ऊपर कोए ने पीया पानी खत्म हो गई कहानी। धन्यवाद</p>
<p>1. टन-टन करता टेलीफोन हैलो बोल रहा है कौन ये तो पापा की आवाज़ पापा हम तुमसे नाराज़, शाम को जल्दी घर आना, टाफी, बिस्कुट और केले लाना।</p>	<p>2. पापा मुझे ला दो बंदूक सीमा पर मैं जाऊँगा। दूश्मन हो जो मेरे देश का, उसको मार गिराऊँगा।</p>		

<u>GENERAL KNOWLEDGE</u>	<u>CONVERSATION</u>
<ol style="list-style-type: none"> 1. Neighbourhood 2. Our Helpers 3. Outdoor-Indoor Games 	<p>Q1. Who teaches you ? Ans. Teacher</p> <p>Q2. Who gives us medicine ? Ans. Doctor</p> <p>Q3. Who mends your shoes ? Ans. Cobbler</p> <p>Q4. Who stitches our clothes ? Ans. Tailor</p> <p>Q5. Who flies an aeroplane ? Ans. Pilot</p> <p>Q6. Who makes furniture ? Ans. Carpenter</p>
<u>DIVINITY</u>	
<ol style="list-style-type: none"> 1. Mool Mantar 2. Name of the First Guru. 3. Name of the Tenth and Present Guru. 4. Name of Four Sahibzadas. <ol style="list-style-type: none"> 1. Sahibzada Ajit Singh Ji 2. Sahibzada Jujhar Singh Ji 3. Shaibzada Zorawar Singh Ji 4. Sahibzada Fateh Singh Ji 	
<u>SHAPES AND COLOURS</u>	<u>ARTS</u>
<p>REVISE ALL SHAPES</p>	<p>Draw and Colour Hut</p>  <p>Kite</p> 

FEBRUARY-2024						
Sunday	Monday	Tuesday	Wednesday	Thursday	Friday	Saturday
				1	2 World Cancer Day	3
4	5	6	7	8	9	10
11 International Day of Women & Girls in Science	12	13	14	15	16	17
18	19	20	21 International Mother Language Day	22	23	24 Guru Ravidas Jayanti
25	26	27	28 National Science Day	29		



ACTIVITY CALENDAR-FEBRUARY, 2024

<p>Nursery to UKG</p> <p>1. Basant Panchami</p>	

Syllabus of Class Nursery Session (2023-24)

FEBRUARY

<u>ENGLISH</u>	<u>MATHEMATICS</u>		
<p>English Reading : Revise all Alphabet 'A' - 'Z' with phonic sound.</p> <p>Recognition : All Alphabets : A - Z</p> <p>Rhymes :</p> <table style="width: 100%; border: none;"> <tr> <td style="width: 50%; vertical-align: top;"> <p>1. My mummy is so sweet like sugar and honey I sit on her lap like a little bunny</p> <p>2. Zip Zap, Zip Zap All the Best Work hard less talk Live the rest Zip Zap, Zip Zap</p> </td> <td style="width: 50%; vertical-align: top;"> <p>3. School is Over Oh What fun Lesson finished Play begun Who'll run faster----- Who'll laugh louder-----</p> <p>English Written:</p> <p>1. Pattern Writing 2. Fill ups 3. Dictation 4. Circle the same alphabets 5. Write the first alphabet of picture 6. Circle the correct alphabet</p> </td> </tr> </table>	<p>1. My mummy is so sweet like sugar and honey I sit on her lap like a little bunny</p> <p>2. Zip Zap, Zip Zap All the Best Work hard less talk Live the rest Zip Zap, Zip Zap</p>	<p>3. School is Over Oh What fun Lesson finished Play begun Who'll run faster----- Who'll laugh louder-----</p> <p>English Written:</p> <p>1. Pattern Writing 2. Fill ups 3. Dictation 4. Circle the same alphabets 5. Write the first alphabet of picture 6. Circle the correct alphabet</p>	<p>Counting : 1 - 50</p> <p>Recognition : 1 - 50</p> <p>Written : Serial Counting : Fill the missing numbers : Count and Write : Count and Match : Dictation : Circle the same numbers</p> <p style="text-align: center;">Story (The Thirsty Crow)</p> <p>Once there was a crow. He was very thirsty. He saw a pot of water. The water was very low. He thought of a plan. He picked up some stones and put them into the pot. The water came up. He drank the water and flew away feeling very happy.</p>
<p>1. My mummy is so sweet like sugar and honey I sit on her lap like a little bunny</p> <p>2. Zip Zap, Zip Zap All the Best Work hard less talk Live the rest Zip Zap, Zip Zap</p>	<p>3. School is Over Oh What fun Lesson finished Play begun Who'll run faster----- Who'll laugh louder-----</p> <p>English Written:</p> <p>1. Pattern Writing 2. Fill ups 3. Dictation 4. Circle the same alphabets 5. Write the first alphabet of picture 6. Circle the correct alphabet</p>		
<u>HINDI (POEMS)</u>			
<table style="width: 100%; border: none;"> <tr> <td style="width: 50%; vertical-align: top;"> <p>1. देखों बच्चो देखो मोर, बागों में मचाता शोर। पंख है सुन्दर प्यारे प्यारे, इन पर रंग बिरंगे तारे !</p> </td> <td style="width: 50%; vertical-align: top;"> <p>2. टिक-टिक टिक-टिक करती घड़ी, लगी है इसमें तीन छड़ी, अलार्म बजा कर हमें उटाती, समय का सबको ज्ञान कराती।</p> </td> </tr> </table>		<p>1. देखों बच्चो देखो मोर, बागों में मचाता शोर। पंख है सुन्दर प्यारे प्यारे, इन पर रंग बिरंगे तारे !</p>	<p>2. टिक-टिक टिक-टिक करती घड़ी, लगी है इसमें तीन छड़ी, अलार्म बजा कर हमें उटाती, समय का सबको ज्ञान कराती।</p>
<p>1. देखों बच्चो देखो मोर, बागों में मचाता शोर। पंख है सुन्दर प्यारे प्यारे, इन पर रंग बिरंगे तारे !</p>	<p>2. टिक-टिक टिक-टिक करती घड़ी, लगी है इसमें तीन छड़ी, अलार्म बजा कर हमें उटाती, समय का सबको ज्ञान कराती।</p>		

<u>GENERAL KNOWLEDGE</u>	<u>CONVERSATION</u>
<ol style="list-style-type: none"> 1. Dresses 2. Colours 3. Holy Places 4. Good Habits 5. Road Signs 	<p>Q1. Which is the hottest month ? Ans. June</p> <p>Q2. Which is the coldest month ? Ans. December</p> <p>Q3. Name of four seasons. Ans. Summer, Winter, Spring, Autumn</p> <p>Q4. What do we use on a Rainy day ? Ans. Umbrella and Rain Coat</p> <p>Q5. Name the parts of a Computer. Ans. Monitor, CPU, Printer, Floppy, Mouse</p>
<u>DIVINITY</u>	
<ol style="list-style-type: none"> 1. Mool Mantar 2. Name of Four Sahibzadas. 3. Name of the First, Tenth and Present Guru. 4. Name the Ten Gurus 	
<u>SHAPES AND COLOURS</u>	<u>ARTS/DRAWING</u>
<p>REVISE ALL COLOURS</p>	<p>Draw and Colour Hut</p>  <p>Kite</p> 

MARCH-2024						
Sunday	Monday	Tuesday	Wednesday	Thursday	Friday	Saturday
					1	2
3	4	5	6	7	8 International Women's Day	9
10	11	12	13	14	15 World Disabled Day	16
17	18	19	20	21 International Day of Forests	22 World Water Day	23
24	25 Holi	26	27	28	19	30
31						

ACTIVITY CALENDAR-MARCH, 2024

Nursery to UKG	

Syllabus of Class Nursery Session (2023-24)	
MARCH	
<u>ENGLISH</u>	<u>MATHEMATICS</u>
<u>English Reading and Recognition</u> Revision of Syllabus from April to February	<u>Maths Oral and Recognition</u> Revision of Syllabus from April to February for final test
	<u>DIVINITY</u>
<u>G.K</u>	Revision of Syllabus for Final Test
Revision of Syllabus for Final Test	
<u>ESSAY AND STORY</u>	<u>RHYMES AND POEMS</u>
Revision of Syllabus for Final Test	Revision of Syllabus for Final Test

<u>CONVERSATION</u>	<u>ARTS/DRAWING</u>
Revision of Syllabus for Final Test	Revision of Syllabus for Final Test
<u>SHAPES AND COLOURS</u>	
Revision of Syllabus for Final Test	

ACTIVITY CALENDAR SESSION - 2023-24

APRIL	MAY
❖ Hand Impression	❖ Family Photograph ❖ Card Making for Mother Day
JUNE	JULY
SUMMER VACATION	❖ Painting

ACTIVITY CALENDAR SESSION - 2022-23

AUGUST	SEPTEMBER
<ul style="list-style-type: none">❖ Activity on Flag❖ Activity on Rakhi	<ul style="list-style-type: none">❖ Mike Activity
OCTOBER	NOVEMBER
<ul style="list-style-type: none">❖ Activity on Diya & Candle❖ Activity on Ravan❖ Solo Dance	<ul style="list-style-type: none">❖ Outdoor Activity❖ Matar Skill Activity

ACTIVITY CALENDAR SESSION - 2022-23

DECEMBER	JANUARY
<ul style="list-style-type: none">❖ Christmas Party❖ Activity on Story	<ul style="list-style-type: none">❖ Posting Kites❖ Activity on Republic Day
FEBRUARY	MARCH
<ul style="list-style-type: none">❖ -----	Final Exams PT - 3

PHONETIC SOUNDS

A says ऐ
B says ब
C says क
D says ड
E says ए
F says फ
G says ग
H says ह
I says इ
J says ज
K says क
L says ल
M says म

N says न
O says ओ
P says प
Q says क्व
R says र
S says स
T says ट
U says अ
V says व
W says वाँ
X says क्स
Y says य
Z says ज़